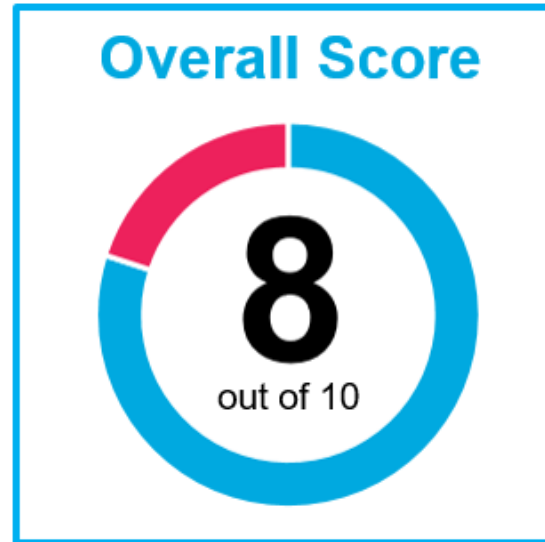


This assessment helps you understand a candidate's capacity to learn and remember new information.

PSI scores are predictive of performance on licensing exams.

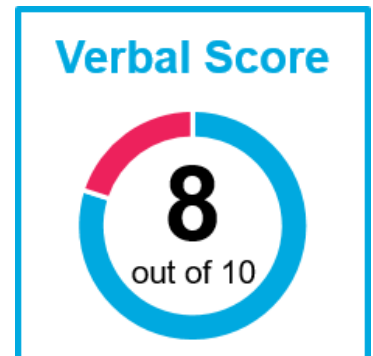
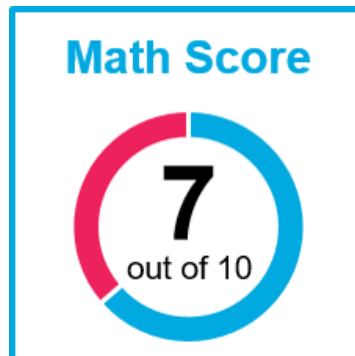
Generally, people who have a higher learning ability will perform better on the exams.



There are two types of questions that make up the overall rating – math and verbal.

The breakdowns of the candidate's scores in these areas are shown here.

[What makes up the scores?](#)



Will they pass the exams?

Based on the candidate's results, here is the probability that he or she will pass the required licensing exams on the *first attempt*.

State Insurance Exams

Life & Health	81
Property & Casualty	67

FINRA Exams

SIE	83
Series 7	65

NASAA Exams

Series 63	83
-----------	-----------



Questions?





Confidential Personal Feedback Report

This assessment helps you understand *your* capacity to learn and remember new information. It consisted of Math and Verbal questions to form an overall score. Let's take a look at how you did.

Overall Performance

The overall performance rating shows that you have a **High** chance of performing well on licensing exams.




Math

The math questions required you to analyze the information provided, identify the relevant pieces of information, and perform basic computation in order to arrive at a solution. Your performance was **Moderate** on the math section.



Verbal

The verbal questions required you to demonstrate verbal proficiency, read a question and answer questions about it, or analyze relationships between concepts. Your performance was **High** on the verbal section.



DID YOU KNOW?
The industry offers lots of support to financial professionals, from business and sales planning to marketing and tech services, and other training and support.